


5245 m.

Mugello MotoGP™ Official Test
Session 1
Classification

3

	Rider	Nation	Team	Motorcycle	Time	Lap	Total	Gap	Top Speed
1	33 Brad BINDER	RSA	Red Bull KTM Factory Racing	KTM	1'47.617	5	17		350.6
2	31 Pedro ACOSTA	SPA	Red Bull GASGAS Tech3	KTM	1'47.650	4	17	0.033 0.033	351.7
3	10 Luca MARINI	ITA	Repsol Honda Team	HONDA	1'49.051	18	40	1.434 1.401	347.2
4	43 Jack MILLER	AUS	Red Bull KTM Factory Racing	KTM	1'49.231	11	32	1.614 0.180	346.1
5	36 Joan MIR	SPA	Repsol Honda Team	HONDA	1'49.788	3	24	2.171 0.557	347.2
6	12 Maverick VIÑALES	SPA	Aprilia Racing	APRILIA	1'54.978	7	18	7.361 5.190	340.6
7	42 Alex RINS	SPA	Monster Energy Yamaha MotoGP	YAMAHA	1'57.652	10	16	10.035 2.674	338.5
8	5 Johann ZARCO	FRA	CASTROL Honda LCR	HONDA	1'58.093	12	29	10.476 0.441	341.7
9	88 Miguel OLIVEIRA	POR	Trackhouse Racing	APRILIA	1'58.282	6	6	10.665 0.189	332.3
10	30 Takaaki NAKAGAMI	JPN	IDEMITSU Honda LCR	HONDA	1'58.500	14	29	10.883 0.218	338.5
11	32 Lorenzo SAVADORI	ITA	Aprilia Racing	APRILIA	1'59.297	3	29	11.680 0.797	336.4
12	25 Raul FERNANDEZ	SPA	Trackhouse Racing	APRILIA	1'59.381	3	6	11.764 0.084	341.7
13	37 Augusto FERNANDEZ	SPA	Red Bull GASGAS Tech3	KTM	2'00.052	15	15	12.435 0.671	338.5
14	20 Fabio QUARTARARO	FRA	Monster Energy Yamaha MotoGP	YAMAHA	2'02.375	11	15	14.758 2.323	334.3
15	21 Franco MORBIDELLI	ITA	Prima Pramac Racing	DUCATI	2'05.815	6	8	18.198 3.440	329.2
16	73 Alex MARQUEZ	SPA	Gresini Racing MotoGP	DUCATI	2'06.680	3	3	19.063 0.865	326.2

Not classified

1	Francesco BAGNAIA	ITA	Ducati Lenovo Team	DUCATI
23	Enea BASTIANINI	ITA	Ducati Lenovo Team	DUCATI
41	Aleix ESPARGARO	SPA	Aprilia Racing	APRILIA
49	Fabio DI GIANNANTONIO	ITA	Pertamina Enduro VR46 Racing Te	DUCATI
72	Marco BEZZECCHI	ITA	Pertamina Enduro VR46 Racing Te	DUCATI
89	Jorge MARTIN	SPA	Prima Pramac Racing	DUCATI
93	Marc MARQUEZ	SPA	Gresini Racing MotoGP	DUCATI

Practice condition: Dry

Air: 17°

Humidity: 76%

Ground: 20°

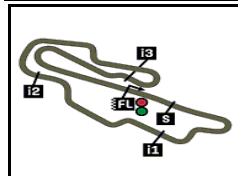
Fastest Lap:	Lap: 5	Brad BINDER	1'47.617	175.4 Km/h
Best Race Lap:	2024	Francesco BAGNAIA	1'45.770	178.5 Km/h
All-Time Lap Record:	2024	Jorge MARTIN	1'44.504	180.6 Km/h

The results are provisional until the end of the limit for protest and appeals.

Time limit for protest expires 60' after publication of the results - Time:

These data/results cannot be reproduced, stored and/or transmitted in whole or in part by any manner of electronic, mechanical, photocopying, recording, broadcasting or otherwise now known or herein after developed without the previous express consent by the copyright owner, except for reproduction in daily press and regular printed publications on sale to the public within 60 days of the event related to those data/results and always provided that copyright symbol appears together as follows below.

© DORNA, 2024



5245 m.

Mugello MotoGP™ Official Test

Session 1

Top Speed & Average

4



Rider	Nation	Motorcycle	Top 5 speeds					Average	Top
31 Pedro ACOSTA	SPA	KTM	351.7	351.7	350.6	349.5	340.6	348.8	351.7
33 Brad BINDER	RSA	KTM	350.6	350.6	349.5	348.3	348.3	349.5	350.6
10 Luca MARINI	ITA	HONDA	347.2	347.2	347.2	345.0	345.0	345.8	347.2
36 Joan MIR	SPA	HONDA	347.2	347.2	347.2	337.5	337.5	341.7	347.2
43 Jack MILLER	AUS	KTM	346.1	346.1	346.1	346.1	346.1	346.1	346.1
41 Aleix ESPARGARO	SPA	APRILIA	345.0	191.4				268.2	345.0
5 Johann ZARCO	FRA	HONDA	341.7	339.6	339.6	338.5	338.5	339.6	341.7
25 Raul FERNANDEZ	SPA	APRILIA	341.7	332.3	322.3	320.4	200.7	303.5	341.7
12 Maverick VIÑALES	SPA	APRILIA	340.6	336.4	336.4	335.4	335.4	336.8	340.6
30 Takaaki NAKAGAMI	JPN	HONDA	338.5	337.5	337.5	337.5	337.5	337.7	338.5
37 Augusto FERNANDEZ	SPA	KTM	338.5	337.5	336.4	336.4	336.4	337.0	338.5
42 Alex RINS	SPA	YAMAHA	338.5	337.5	337.5	335.4	334.3	336.0	338.5
32 Lorenzo SAVADORI	ITA	APRILIA	336.4	333.3	331.2	331.2	331.2	332.7	336.4
20 Fabio QUARTARARO	FRA	YAMAHA	334.3	333.3	332.3	331.2	331.2	332.5	334.3
88 Miguel OLIVEIRA	POR	APRILIA	332.3	332.3	330.2	328.2	325.3	329.7	332.3
21 Franco MORBIDELLI	ITA	DUCATI	329.2	329.2	327.2	325.3	325.3	327.2	329.2
73 Alex MARQUEZ	SPA	DUCATI	326.2	326.2	325.3	201.1		294.7	326.2
93 Marc MARQUEZ	SPA	DUCATI	322.3	189.4				255.9	322.3
49 Fabio DI GIANNANTONIO	ITA	DUCATI	183.0					183.0	183.0
72 Marco BEZZECCHI	ITA	DUCATI	175.3					175.3	175.3

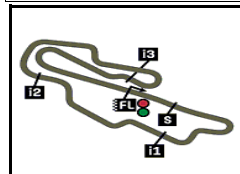
These data/results cannot be reproduced, stored and/or transmitted in whole or in part by any manner of electronic, mechanical, photocopying, recording, broadcasting or otherwise now known or herein after developed without the previous express consent by the copyright owner, except for reproduction in daily press and regular printed publications on sale to the public within 60 days of the event related to those data/results and always provided that copyright symbol appears together as follows below.

© DORNA, 2024

Official MotoGP Timing by TISSOT
www.motogp.com



Mugello, Monday, June 03, 2024



5245 m.

Mugello MotoGP™ Official Test
Session 1

Chronological Analysis of Performances

5

* Lap / Sector time cancelled T1 Time from finish line to 1st intermediate T3 Time from 2nd intermed. to 3rd intermed.
P Crossing the finish line in pit lane T2 Time from 1st intermed. to 2nd intermed. T4 Time from 3rd intermediate to finish line

Lap	Lap Time	T1	T2	T3	T4	Speed	Lap	Lap Time	T1	T2	T3	T4	Speed
1st 33 Brad BINDER Red Bull KTM Factory RSA Runs=4 Total laps=17 Full laps=10 Valid laps=10							3	2'09.108	29.863	27.866	42.486	28.893	325.3
							4	1'04.432 P	32.049				320.4
1	1:08'46.832	35.179	26.146	40.022	26.396	174.1	5	2'19.120	37.582	28.965	43.370	29.203	141.9
2	1'51.717	26.542	23.864	36.271	25.040	348.3	6	2'07.303	29.761	27.448	41.618	28.476	327.2
3	1'48.212	25.482	22.989	35.238	24.503	349.5	7	2'06.819	29.641	27.493	41.427	28.258	327.2
4	1'48.018	25.175	23.087	35.229	24.527	348.3	8	1'03.395 P	31.685				308.5
5	1'47.617	25.195	22.820	35.180	24.422	350.6	9	2'10.121	34.762	26.985	40.453	27.921	163.3
6	57.234 P	27.701				350.6	10	2'00.872	28.425	25.760	39.464	27.223	333.3
7	2'21.870	38.036	29.719	44.173	29.942	157.6	11	59.977 P	29.925				320.4
8	2'10.950	31.751	28.135	42.237	28.827	315.7	12	2'00.465	31.650	24.998	37.677	26.140	204.9
9	2'06.700	28.960	27.596	41.798	28.346	337.5	13	1'51.799	26.213	23.862	36.471	25.253	343.9
10	2'05.840	29.069	27.222	41.431	28.118	339.6	14	1'50.312	25.767	23.426	36.113	25.006	345.0
11	1'08.616 P	33.397				335.4	15	54.811 P	27.258				347.2
12	2'29.116	45.971	31.568	42.769	28.808	126.4	16	1'56.055	30.262	24.003	36.746	25.044	209.3
13	2'05.215	29.266	26.916	41.113	27.920	335.4	17	1'49.674	25.824	23.314	35.716	24.820	345.0
14	2'03.493	28.896	26.595	40.424	27.578	335.4	18	1'49.051	25.546	23.139	35.748	24.618	347.2
15	2'11.945 P	28.752	28.481	44.010	30.702	338.5	19	54.877 P	27.527				347.2
16	2'15.205	36.565	28.904	41.688	28.048	177.0	20	2'25.068	40.708	30.955	44.025	29.380	153.8
17	1'57.459	27.392	25.187	38.488	26.392	339.6	21	2'09.035	29.947	27.957	42.245	28.886	321.4
	PIT	31.437				306.8	22	2'07.185	29.652	27.431	41.612	28.490	320.4
							23	1'05.524 P	31.671				313.9
2nd 31 Pedro ACOSTA Red Bull GASGAS Te SPA Runs=3 Total laps=17 Full laps=12 Valid laps=12							24	2'19.304	39.183	28.608	42.517	28.996	138.1
1	1:16'13.088	32.422	25.152	37.355	25.386	212.5	25	2'07.106	29.663	27.659	41.550	28.234	332.3
2	1'49.212	25.755	23.280	35.671	24.506	349.5	26	2'05.339	29.349	27.150	40.976	27.864	331.2
3	1'47.884	25.258	22.925	35.262	24.439	351.7	27	1'02.670 P	31.138				326.2
4	1'47.650	25.175	22.735	35.350	24.390	350.6	28	2'11.009	34.868	27.177	40.777	28.187	167.7
5	57.458 P	28.702				351.7	29	2'01.916	28.331	26.402	39.705	27.478	333.3
6	2'40.498	38.670	45.319	46.987	29.522	198.8	30	2'00.412	27.947	26.018	39.285	27.162	335.4
7	2'10.154	30.602	28.096	42.480	28.976	316.7	31	1'02.154 P	30.558				317.6
8	2'07.497	29.544	27.665	41.749	28.539	334.3	32	2'04.367	33.113	26.020	38.597	26.637	198.5
9	2'05.618	29.162	27.146	41.234	28.076	340.6	33	1'54.557	26.768	24.399	37.280	26.110	343.9
10	2'05.080	28.978	26.961	40.963	28.178	339.6	34	1'53.006	26.270	23.976	36.787	25.973	345.0
11	2'07.676	28.805	26.842	43.478	28.551	338.5	35	56.781 P	28.188				345.0
12	2'04.711	28.765	26.810	40.991	28.145	337.5	36	2'00.119	31.519	25.192	37.508	25.900	207.6
13	1'05.693 P	33.249				337.5	37	1'52.465	26.496	23.991	36.625	25.353	343.9
14	2'20.404	39.337	30.053	43.014	28.000	201.4	38	1'51.362	25.972	23.640	36.472	25.278	345.0
15	2'01.748	28.430	26.257	40.094	26.967	338.5	39	55.377 P	27.224				343.9
16	2'00.081	27.893	25.838	39.606	26.744	338.5	40	1'12.714 P	44.581				176.7
17	1'58.666	27.463	25.477	39.157	26.569	338.5		PIT	52.767				194.5
	PIT	31.348				338.5							
4th 43 Jack MILLER Red Bull KTM Factory AUS Runs=8 Total laps=32 Full laps=17 Valid laps=17							1	16'54.144	33.029	26.861	40.003	26.928	216.0
2	2'11.941	30.615	28.735	43.172	29.419	318.5	2	1'57.814	27.480	25.282	38.907	26.145	340.6
3	2'02'23.129	39.154	30.589	45.104	30.466	183.3	3	59.060 P	28.464				343.9
4	2'11.941	30.615	28.735	43.172	29.419	318.5	4	2'01.902	31.780	25.767	38.592	25.763	208.4

Lap	Lap Time	T1	T2	T3	T4	Speed
3rd 10 Luca MARINI Repsol Honda Team ITA Runs=12 Total laps=40 Full laps=19 Valid laps=19						
1	2:02'23.129	39.154	30.589	45.104	30.466	183.3
2	2'11.941	30.615	28.735	43.172	29.419	318.5
Fastest Lap: Brad BINDER Red Bull KTM Factory RSA 1'47.617 25.195 22.820 35.180 24.422						

These data/results cannot be reproduced, stored and/or transmitted in whole or in part by any manner of electronic, mechanical, photocopying, recording, broadcasting or otherwise now known or herein after developed without the previous express consent by the copyright owner, except for reproduction in daily press and regular printed publications on sale to the public within 60 days of the event related to those data/results and always provided that copyright symbol appears together as follows below.
© DORNA, 2024

Session 1

MotoGP

Lap	Lap Time	T1	T2	T3	T4	Speed	Lap	Lap Time	T1	T2	T3	T4	Speed		
5	1'52.031	26.239	23.944	36.865	24.983	346.1	PIT						37.572	337.5	
6	1'51.330	26.041	23.698	36.728	24.863	346.1	6th 12 Maverick VIÑALES Aprilia Racing SPA								
7	1'01.144 P	31.307				345.0	Runs=5 Total laps=18 Full laps=10 Valid laps=10								
8	1'58.989	31.874	24.529	37.367	25.219	204.9	1	1'45.504	34.513	27.503	40.504	27.246	177.9		
9	1'50.912	26.306	23.525	36.383	24.698	346.1	2	1'59.466	27.970	25.948	38.887	26.661	332.3		
10	1'50.002	25.842	23.287	36.220	24.653	346.1	3	1'58.353	27.533	25.582	38.733	26.505	335.4		
11	1'49.231	25.664	23.116	35.912	24.539	345.0	4	1'57.442	27.532	25.240	38.396	26.274	336.4		
12	1'49.346	25.705	23.117	35.865	24.659	343.9	5	1'00.778 P	29.083				323.3		
13	59.451 P	28.391				346.1	6	2'04.423	33.125	25.915	38.855	26.528	184.9		
14	2'18.462	35.145	29.888	44.640	28.789	210.9	7	1'54.978	26.940	24.402	37.705	25.931	340.6		
15	2'07.575	29.792	27.594	42.188	28.001	336.4	8	58.957 P	28.723				301.6		
16	2'06.224	29.454	27.370	41.419	27.981	337.5	9	2'19.925	35.105	31.241	44.076	29.503	205.7		
17	1'00.040 P	29.311				336.4	10	2'10.678	30.078	28.273	43.596	28.731	331.2		
18	2'14.593	35.175	28.458	42.952	28.008	204.1	11	2'09.229	30.020	27.998	42.822	28.389	330.2		
19	2'05.557	29.130	27.337	41.467	27.623	338.5	12	2'07.486	29.597	27.467	42.330	28.092	335.4		
20	2'04.889	28.724	26.994	41.646	27.525	337.5	13	1'03.480 P	29.605				334.3		
21	2'10.761 P	28.851	26.931	44.550	30.429	336.4	14	2'14.463	35.370	28.861	42.126	28.106	201.1		
22	2'11.520	34.983	27.889	41.553	27.095	205.3	15	2'05.383	29.418	27.389	40.884	27.692	334.3		
23	2'00.559	27.981	26.006	39.734	26.838	337.5	16	2'03.216	29.154	26.785	40.080	27.197	336.4		
24	1'59.768	27.865	25.829	39.397	26.677	337.5	17	2'01.672	28.664	26.072	39.637	27.299	332.3		
25	57.465 P	27.719				338.5	18	1'00.351 P	28.536				333.3		
26	2'16.127	34.801	29.492	43.358	28.476	208.0	PIT						36.310	195.6	
27	2'06.823	29.395	27.580	42.021	27.827	338.5	7th 42 Alex RINS Monster Energy Yama SPA								
28	2'05.440	29.117	27.197	41.415	27.711	336.4	Runs=6 Total laps=16 Full laps=6 Valid laps=6								
29	1'00.066 P	29.283				331.2	1	1:51'55.820	36.649	29.630	45.356	29.733	173.9		
30	2'15.740	34.949	29.445	42.931	28.415	204.1	2	2'11.896	30.699	28.834	43.638	28.725	317.6		
31	2'06.651	29.492	27.611	41.726	27.822	324.3	3	2'09.597	29.902	27.938	42.863	28.894	334.3		
32	2'05.646	29.469	27.158	41.157	27.862	322.3	4	1'00.535 P	30.169				334.3		
	PIT	30.297				312.1	5	2'20.645 P	36.318	29.426	44.942	29.959	148.5		
5th 36 Joan MIR Repsol Honda Team SPA							6	2'11.853	32.916	28.282	42.220	28.435	192.8		
Runs=6 Total laps=24 Full laps=13 Valid laps=13							7	2'04.217	28.761	26.941	40.689	27.826	332.3		
1	1:09'10.793	32.199	24.745	37.660	25.526	200.3	8	1'02.670 P	31.088				337.5		
2	1'50.987	26.016	23.725	36.328	24.918	347.2	9	2'06.841	31.918	26.754	40.664	27.505	224.0		
3	1'49.788	25.745	23.270	35.966	24.807	347.2	10	1'57.652	27.456	25.052	38.759	26.385	338.5		
4	2'03.818 P	25.531	23.202	43.974	31.111	347.2	11	56.411 P	27.453				337.5		
5	2'21.637	38.240	29.912	43.996	29.489	191.1	12	2'18.254	34.414	29.103	44.081	30.656	192.5		
6	2'10.659	30.361	28.302	43.087	28.909	324.3	13	2'09.982	30.085	28.364	42.888	28.645	335.4		
7	2'09.122	30.239	27.719	42.748	28.416	335.4	14	2'09.257	29.896	28.017	42.751	28.593	334.3		
8	1'02.322 P	29.610				337.5	15	1'03.045 P	31.744				331.2		
9	2'14.717	35.078	28.193	42.863	28.583	195.6	16	2'20.728	36.373	29.969	44.402	29.984	164.1		
10	2'06.411	29.479	27.393	41.619	27.920	334.3	PIT						32.773	270.6	
11	2'04.717	29.348	27.027	40.776	27.566	336.4	8th 5 Johann ZARCO CASTROL Honda LC FRA								
12	2'08.126 P	29.549	26.858	41.813	29.906	336.4	Runs=7 Total laps=29 Full laps=16 Valid laps=16								
13	2'07.520	33.515	26.765	39.975	27.265	197.8	1	2:05'45.038	36.873	32.059	44.370	29.883	184.6		
14	1'58.394	27.732	25.153	38.826	26.683	337.5	2	2'12.522	31.397	28.995	42.963	29.167	302.5		
15	2'07.475 P	27.830	25.144	44.395	30.106	337.5	3	2'08.896	29.716	28.099	42.399	28.682	330.2		
16	2'23.648	40.363	29.774	44.201	29.310	167.7	4	2'07.626	29.612	27.871	41.857	28.286	334.3		
17	2'09.253	30.549	27.784	42.357	28.563	318.5	5	2'06.657	29.525	27.420	41.879	27.833	336.4		
18	2'07.511	29.428	27.560	42.336	28.187	332.3	6	1'03.864 P	30.494				325.3		
19	2'06.698	29.512	27.318	41.891	27.977	332.3	7	2'16.486	36.398	28.824	42.993	28.271	198.5		
20	1'02.172 P	29.529				333.3	8	2'06.542	29.577	27.570	41.842	27.553	330.2		
21	2'10.888	32.979	28.486	40.992	28.431	201.8	9	2'05.626	29.173	27.375	41.472	27.606	335.4		
22	2'03.749	29.118	27.110	40.226	27.295	328.2	10	1'02.594 P	30.027				334.3		
23	2'01.199	27.994	26.400	39.647	27.158	336.4									
24	2'00.406	27.898	25.984	39.309	27.215	336.4									

Fastest Lap: Brad BINDER Red Bull KTM Factory RSA **1'47.617** 25.195 22.820 35.180 24.422

These data/results cannot be reproduced, stored and/or transmitted in whole or in part by any manner of electronic, mechanical, photocopying, recording, broadcasting or otherwise now known or herein after developed without the previous express consent by the copyright owner, except for reproduction in daily press and regular printed publications on sale to the public within 60 days of the event related to those data/results and always provided that copyright symbol appears together as follows below.
© DORNA, 2024

Session 1

MotoGP

Lap	Lap Time	T1	T2	T3	T4	Speed	Lap	Lap Time	T1	T2	T3	T4	Speed
11	2'11.566	34.647	27.674	41.625	27.620	200.0	24	2'04.546	28.890	27.073	40.878	27.705	328.2
12	1'58.093	27.569	25.484	38.626	26.414	338.5	25	1'02.697 P	29.850				331.2
13	57.824 P	28.461				316.7	26	2'15.625	36.442	28.786	42.214	28.183	163.8
14	2'21.651	36.248	30.739	44.897	29.767	197.0	27	2'05.328	29.159	27.504	40.876	27.789	333.3
15	2'10.472	30.524	28.428	42.608	28.912	313.9	28	2'08.312	28.649	30.098	41.716	27.849	337.5
16	1'03.851 P	30.432				311.2	29	2'04.336	28.735	27.178	40.890	27.533	337.5
17	2'14.025	34.824	28.171	42.574	28.456	205.3		PIT	29.985				336.4
18	2'06.275	29.532	27.665	41.486	27.592	325.3	11th 32 Lorenzo SAVADORI Aprilia Racing ITA						
19	2'05.025	29.071	27.214	41.349	27.391	332.3	Runs=5 Total laps=29 Full laps=21 Valid laps=21						
20	2'04.374	28.952	26.938	41.195	27.289	332.3	1	28'45.759	35.786	27.952	41.786	27.282	200.7
21	1'01.036 P	29.534				331.2	2	2'01.222	28.545	25.898	39.830	26.949	336.4
22	2'14.342	34.830	29.079	42.688	27.745	208.0	3	1'59.297	27.727	25.226	39.595	26.749	331.2
23	2'04.709	29.009	27.049	41.268	27.383	336.4	4	1'00.807 P	30.502				330.2
24	2'26.004	46.069	30.100	42.135	27.700	337.5	5	2'15.408 P	37.409	25.085	40.260	32.654	208.8
25	1'07.382 P	29.055				335.4	6	2'13.863	36.527	28.082	41.230	28.024	203.3
26	2'13.349	35.648	28.969	41.316	27.416	198.8	7	2'04.973	28.605	26.530	42.358	27.480	322.3
27	2'01.085	28.037	26.853	39.555	26.640	341.7	8	2'02.695	28.563	26.393	40.258	27.481	322.3
28	2'00.030	27.846	26.084	39.547	26.553	339.6	9	2'02.307	28.599	26.211	40.255	27.242	323.3
29	1'59.659	27.828	26.321	39.049	26.461	339.6	10	2'01.413	28.587	25.887	39.953	26.986	322.3
	PIT	30.895				338.5	11	2'09.422	34.034	27.543	40.711	27.134	319.5
9th 88 Miguel OLIVEIRA Trackhouse Racing POR							12	2'00.510	28.214	25.667	39.486	27.143	313.9
Runs=1 Total laps=6 Full laps=5 Valid laps=5							13	1'00.590 P	30.064				320.4
1	2:48'38.183	36.289	29.417	42.847	28.925	211.3	14	2'25.589	38.044	30.942	45.976	30.627	156.2
2	2'06.764	30.807	27.720	40.653	27.584	332.3	15	2'13.204	30.681	29.010	44.141	29.372	315.7
3	2'03.010	29.038	26.947	39.915	27.110	332.3	16	2'11.731	30.319	28.921	43.460	29.031	317.6
4	2'00.775	28.491	26.197	39.258	26.829	330.2	17	2'09.803	29.962	28.209	42.878	28.754	317.6
5	2'11.545	30.094	28.553	45.139	27.759	324.3	18	2'11.200	30.296	28.761	43.093	29.050	318.5
6	1'58.282	27.806	25.290	38.804	26.382	328.2	19	2'09.323	30.005	27.987	42.715	28.616	318.5
	PIT	29.926				325.3	20	2'12.461	31.097	28.507	43.605	29.252	314.8
10th 30 Takaaki NAKAGAMI IDEMITSU Honda LC JPN							21	2'11.629	30.478	28.510	43.568	29.073	319.5
Runs=6 Total laps=29 Full laps=18 Valid laps=18							22	2'10.106	30.358	28.395	42.864	28.489	318.5
1	2:11'22.165	38.775	29.725	44.791	30.397	147.7	23	2'09.467	29.908	28.064	42.521	28.974	320.4
2	2'13.322	31.144	28.967	43.765	29.446	316.7	24	1'46.916 P	35.585				252.9
3	2'10.943	30.439	28.556	42.890	29.058	327.2	25	2'18.914	37.553	29.812	42.837	28.712	159.2
4	2'08.702	29.806	27.897	42.337	28.662	334.3	26	2'06.354	29.604	27.464	41.426	27.860	330.2
5	1'06.224 P	29.443				336.4	27	2'04.559	28.984	27.179	40.692	27.704	331.2
6	2'18.595	36.529	29.410	43.661	28.995	169.0	28	2'03.207	28.838	26.977	40.298	27.094	330.2
7	2'08.905	29.925	28.041	42.235	28.704	331.2	29	2'03.201	28.684	27.037	40.177	27.303	333.3
8	2'07.799	29.397	27.865	42.194	28.343	333.3		PIT	30.952				331.2
9	2'06.750	29.285	27.420	41.709	28.336	333.3	12th 25 Raul FERNANDEZ Trackhouse Racing SPA						
10	1'01.913 P	29.052				333.3	Runs=3 Total laps=6 Full laps=2 Valid laps=2						
11	2'13.696	35.911	28.396	41.484	27.905	181.5	1	1:22'08.912 P	33.741	25.165	44.406	30.718	181.2
12	2'01.322	28.303	26.309	39.482	27.228	335.4	2	2'13.510	37.385	27.650	40.926	27.549	195.2
13	2'00.054	27.833	26.046	39.374	26.801	336.4	3	1'59.381	27.866	25.674	39.239	26.602	332.3
14	1'58.500	27.491	25.599	38.778	26.632	338.5	4	1'05.356 P	32.191				322.3
15	1'01.150 P	28.981				337.5	5	2'05.239	32.897	25.541	39.875	26.926	200.7
16	2'24.131	37.946	30.619	45.237	30.329	175.8	6	2'02.082	26.670	25.427	41.198	28.787	341.7
17	2'12.767	31.012	29.096	43.402	29.257	326.2		PIT	33.068				320.4
18	2'09.530	29.867	28.416	42.547	28.700	335.4	13th 37 Augusto FERNAND Red Bull GASGAS Te SPA						
19	2'07.642	29.429	27.990	41.948	28.275	337.5	Runs=4 Total laps=15 Full laps=8 Valid laps=8						
20	1'05.261 P	30.440				337.5	1	2:01'06.878	38.088	31.062	45.101	29.818	177.6
21	2'19.599	37.801	29.704	43.174	28.920	159.5	2	2'11.697	31.165	28.847	42.992	28.693	310.3
22	2'07.835	29.894	27.897	41.752	28.292	323.3	3	2'08.560	29.887	27.872	42.420	28.381	329.2
23	2'06.002	29.353	27.471	41.181	27.997	325.3							

Fastest Lap: Brad BINDER Red Bull KTM Factory RSA **1'47.617** 25.195 22.820 35.180 24.422

These data/results cannot be reproduced, stored and/or transmitted in whole or in part by any manner of electronic, mechanical, photocopying, recording, broadcasting or otherwise now known or herein after developed without the previous express consent by the copyright owner, except for reproduction in daily press and regular printed publications on sale to the public within 60 days of the event related to those data/results and always provided that copyright symbol appears together as follows below.
© DORNA, 2024

Session 1

MotoGP

Lap	Lap Time	T1	T2	T3	T4	Speed	Lap	Lap Time	T1	T2	T3	T4	Speed	
4	2'06.071	29.465	27.178	41.467	27.961	330.2	20th	49	Fabio DI GIANNANT Pertamina Enduro VR ITA				334.3	
5	1'02.112 P	29.140				Runs=1 Total laps=0 Full laps=0 Valid laps=0								
6	2'25.698	38.496	33.320	44.969	28.913	157.8	PIT		31.875	23.896	37.229	28.060	183.0	
7	2'07.898	29.661	27.993	42.058	28.186	329.2	21st	72	Marco BEZZECCHI Pertamina Enduro VR ITA				338.5	
8	2'08.073 P	29.361	27.326	41.895	29.491	Runs=1 Total laps=0 Full laps=0 Valid laps=0								
9	2'17.588	36.446	29.702	43.278	28.162	150.6	PIT		34.990	25.627	43.884	31.189	175.3	
10	2'05.062	29.097	27.055	41.351	27.559	335.4	23rd	93	Marc MARQUEZ Gresini Racing MotoGP SPA				336.4	
11	2'04.353	28.958	26.862	41.093	27.440	Runs=1 Total laps=1 Full laps=0 Valid laps=0								
12	1'01.996 P	28.912				336.4	PIT		1 2:14'08.392	54.057	30.152	44.377	29.384	189.4
13	2'20.925	37.858	30.862	44.179	28.026	143.4	PIT		29.879	27.957	42.433	28.903	322.3	
14	2'00.852	28.362	26.131	39.449	26.910	336.4	PIT							
15	2'00.052	28.006	25.798	39.497	26.751	337.5	PIT							
	PIT	27.777				335.4	PIT							

Lap	Lap Time	T1	T2	T3	T4	Speed	
14th	20	Fabio QUARTARAR Monster Energy Yama FRA					
		Runs=6	Total laps=15	Full laps=5	Valid laps=5		
1	1:56'22.141 P	35.449	29.733	44.114	28.495	204.5	
2	2'17.934	34.770	29.480	44.365	29.319	223.1	
3	2'10.506	30.703	28.136	43.130	28.537	324.3	
4	2'08.623	29.836	27.737	42.601	28.449	334.3	
5	1'03.918 P	30.752				331.2	
6	2'13.745	33.976	28.241	42.961	28.567	213.8	
7	2'08.429	29.724	27.712	42.716	28.277	332.3	
8	2'07.752	29.823	27.529	42.080	28.320	328.2	
9	1'07.240 P	34.484				328.2	
10	2'09.215	32.918	27.376	41.143	27.778	223.6	
11	2'02.375	28.347	26.505	40.218	27.305	330.2	
12	58.087 P	27.966				333.3	
13	2'21.057	35.566	30.364	45.559	29.568	203.7	
14	2'10.029 P	30.208	28.187	43.348	28.286	331.2	
15	2'19.988	36.109	29.867	44.560	29.452	188.1	
	PIT	30.516	28.611	43.688	27.802	317.6	

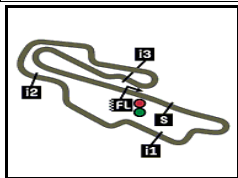
Lap	Lap Time	T1	T2	T3	T4	Speed	
15th	21	Franco MORBIDELL Prima Pramac Racing ITA					
		Runs=2	Total laps=8	Full laps=6	Valid laps=6		
1	2:26'48.098	40.874	30.775	44.520	28.990	153.8	
2	2'08.564	30.047	27.903	42.499	28.115	325.3	
3	2'06.523	29.690	27.284	41.705	27.844	329.2	
4	2'22.453	29.179	40.349	44.730	28.195	327.2	
5	2'10.103	29.425	28.923	43.517	28.238	325.3	
6	2'05.815	29.284	27.222	41.490	27.819	329.2	
7	2'18.797	33.776	30.217	44.652	30.152	312.1	
8	1'07.083 P	32.373				317.6	
	PIT	1'22.954				131.5	

Lap	Lap Time	T1	T2	T3	T4	Speed	
16th	73	Alex MARQUEZ Gresini Racing MotoGP SPA					
		Runs=1	Total laps=3	Full laps=2	Valid laps=2		
1	2:45'08.716	35.875	29.338	44.500	28.465	201.1	
2	2'08.576	30.236	27.873	42.747	27.720	325.3	
3	2'06.680	30.138	27.579	41.346	27.617	326.2	
	PIT	31.068				326.2	

Lap	Lap Time	T1	T2	T3	T4	Speed	
19th	41	Aleix ESPARGARO Aprilia Racing SPA					
		Runs=1	Total laps=1	Full laps=0	Valid laps=0		
1	1:17'54.928	32.158	25.597	37.660	26.112	191.4	
	PIT	26.410	24.250	36.725	29.028	345.0	

Fastest Lap: Brad BINDER Red Bull KTM Factory RSA **1'47.617** 25.195 22.820 35.180 24.422

These data/results cannot be reproduced, stored and/or transmitted in whole or in part by any manner of electronic, mechanical, photocopying, recording, broadcasting or otherwise now known or herein after developed without the previous express consent by the copyright owner, except for reproduction in daily press and regular printed publications on sale to the public within 60 days of the event related to those data/results and always provided that copyright symbol appears together as follows below.
© DORNA, 2024



5245 m.

Mugello MotoGP™ Official Test

Session 1

Best Partial Times

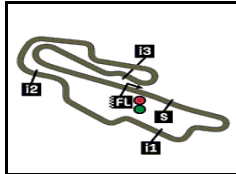
MotoGP™

IT Ideal Lap Time, sum of the best partial times*BT* Best Lap Time

T1		T2		T3		T4				IT		BT	
Pos	Rider	Time	Rider	Time	Rider	Time	Rider	Time	Pos	Rider			
1	P.ACOSTA	25.175	P.ACOSTA	22.735	B.BINDER	35.180	P.ACOSTA	24.390	1	P.ACOSTA	1'47.562	1'47.650	(2)
2	B.BINDER	25.175	B.BINDER	22.820	P.ACOSTA	35.262	B.BINDER	24.422	2	B.BINDER	1'47.597	1'47.617	(1)
3	J.MIR	25.531	J.MILLER	23.116	L.MARINI	35.716	J.MILLER	24.539	3	L.MARINI	1'49.019	1'49.051	(3)
4	L.MARINI	25.546	L.MARINI	23.139	J.MILLER	35.865	L.MARINI	24.618	4	J.MILLER	1'49.184	1'49.231	(4)
5	J.MILLER	25.664	J.MIR	23.202	J.MIR	35.966	J.MIR	24.807	5	J.MIR	1'49.506	1'49.788	(5)
6	A.ESPARGARO	26.410	F.DI GIANNANTO	23.896	A.ESPARGARO	36.725	M.VIÑALES	25.931	6	M.VIÑALES	1'54.978	1'54.978	(6)
7	R.FERNANDEZ	26.670	A.ESPARGARO	24.250	F.DI GIANNANTO	37.229	A.ESPARGARO	26.112	7	A.RINS	1'57.649	1'57.652	(7)
8	M.VIÑALES	26.940	M.VIÑALES	24.402	M.VIÑALES	37.705	M.OLIVEIRA	26.382	8	R.FERNANDEZ	1'57.676	1'59.381	(12)
9	A.RINS	27.453	A.RINS	25.052	J.ZARCO	38.626	A.RINS	26.385	9	J.ZARCO	1'58.093	1'58.093	(8)
10	T.NAKAGAMI	27.491	L.SAVADORI	25.085	A.RINS	38.759	J.ZARCO	26.414	10	M.OLIVEIRA	1'58.282	1'58.282	(9)
11	J.ZARCO	27.569	R.FERNANDEZ	25.165	T.NAKAGAMI	38.778	R.FERNANDEZ	26.602	11	T.NAKAGAMI	1'58.500	1'58.500	(10)
12	L.SAVADORI	27.727	M.OLIVEIRA	25.290	M.OLIVEIRA	38.804	T.NAKAGAMI	26.632	12	L.SAVADORI	1'59.047	1'59.297	(11)
13	R.FERNANDEZ	27.777	J.ZARCO	25.484	R.FERNANDEZ	39.239	L.SAVADORI	26.749	13	A.FERNANDEZ	1'59.775	2'00.052	(13)
14	M.OLIVEIRA	27.806	T.NAKAGAMI	25.599	A.FERNANDEZ	39.449	A.FERNANDEZ	26.751	14	F.QUARTARAR	2'01.994	2'02.375	(14)
15	F.QUARTARARO	27.966	M.BEZZECCHI	25.627	L.SAVADORI	39.486	F.QUARTARARO	27.305	15	F.MORBIDELLI	2'05.710	2'05.815	(15)
16	F.MORBIDELLI	29.179	A.FERNANDEZ	25.798	F.QUARTARARO	40.218	A.MARQUEZ	27.617	16	A.MARQUEZ	2'06.680	2'06.680	(16)
17	M.MARQUEZ	29.879	F.QUARTARARO	26.505	A.MARQUEZ	41.346	F.MORBIDELLI	27.819	-1	M.MARQUEZ			(-1)
19	J.MARTIN		A.MARQUEZ	27.579	M.MARQUEZ	42.433	J.MARTIN		-1	M.BEZZECCHI			(-1)
20	M.BEZZECCHI		M.MARQUEZ	27.957	M.BEZZECCHI	43.884	M.BEZZECCHI		-1	F.DI GIANNAN			(-1)
21	F.DI GIANNANTO		J.MARTIN		J.MARTIN		F.DI GIANNANTO		-1	A.ESPARGAR			(-1)

These data/results cannot be reproduced, stored and/or transmitted in whole or in part by any manner of electronic, mechanical, photocopying, recording, broadcasting or otherwise now known or herein after developed without the previous express consent by the copyright owner, except for reproduction in daily press and regular printed publications on sale to the public within 60 days of the event related to those data/results and always provided that copyright symbol appears together as follows below.

© DORNA, 2024




5245 m.

Mugello MotoGP™ Official Test

Session 1

Fastest Laps Sequence

<i>Practice Time</i>	 <i>Rider</i>	<i>Nation</i>	<i>Motorcycle</i>	<i>Time</i>	<i>Km/h</i>	<i>Rider's Lap</i>
13'44.970	12 Maverick VIÑALES	SPA	APRILIA	1'59.466	158.0	2
15'43.323	12 Maverick VIÑALES	SPA	APRILIA	1'58.353	159.5	3
17'40.765	12 Maverick VIÑALES	SPA	APRILIA	1'57.442	160.7	4
29'02.697	12 Maverick VIÑALES	SPA	APRILIA	1'54.978	164.2	7
40'29.594	43 Jack MILLER	AUS	KTM	1'52.031	168.5	5
42'20.924	43 Jack MILLER	AUS	KTM	1'51.330	169.6	6
1:04'10.730	43 Jack MILLER	AUS	KTM	1'50.912	170.2	9
1:06'00.732	43 Jack MILLER	AUS	KTM	1'50.002	171.6	10
1:07'49.963	43 Jack MILLER	AUS	KTM	1'49.231	172.8	11
1:12'26.761	33 Brad BINDER	RSA	KTM	1'48.212	174.4	3
1:14'14.779	33 Brad BINDER	RSA	KTM	1'48.018	174.8	4
1:16'02.396	33 Brad BINDER	RSA	KTM	1'47.617	175.4	5

These data/results cannot be reproduced, stored and/or transmitted in whole or in part by any manner of electronic, mechanical, photocopying, recording, broadcasting or otherwise now known or herein after developed without the previous express consent by the copyright owner, except for reproduction in daily press and regular printed publications on sale to the public within 60 days of the event related to those data/results and always provided that copyright symbol appears together as follows below.

© DORNA, 2024